

# Year 11 January Mock revision pack



Dear Student,

Welcome to the ultimate Year 11 Revision Resource!

This booklet contains everything you need to know about your upcoming MOCK GCSE exams, revision techniques, specification guides and content information. To be used in conjunction with your class notes and revision guides, this guide will help you to structure your revision time and effectively target the correct information as you prepare for your next set of mocks.

Your first task should be to use the content lists to create a revision timetable leading up to the January exams. Make the most of your time over the Christmas holidays ensuring that you cover all the upcoming subjects and all the content, even the topics you find really tricky, and schedule in time to rest and enjoy the festivities. It's a vital skill to find that work/ life balance in year 11.




A digital copy of the booklet and links can be found by using the QR code above.





Good luck with your revision!




The year 11 team

## Top 10 revision tips for your Mock GCSE exams









1. **Draw up a revision timetable.** Build in breaks and mix the order of the subjects. Make sure you cover all of your subjects (and the different sub-topics for each subject).
2. **Exercise:** it helps the brain get more oxygen, which increases productivity whilst reducing tiredness and stress.
3. **Don't get distracted:** find a quiet space and remove distractions. Don't spend your 'revision' time checking social media; try turning off your phone when you need to focus.
4. **Stick to your revision plan:** you'll feel better if you do what you've planned. If you miss a session, plan in another session to make up for it.
5. **Do active revision.** You won't get much out of just reading through your notes. Use the activities provided by your teachers to create resources and to apply your learning.
6. **Spice up your revision.** Use a bit of colour! Drawing colourful learning maps will help you to memorise facts. What is even more interesting is the fact that colourful notes are easier to memorise than plain black and white ones. Give it a go!
7. **Try different ways of memorising material:** try writing it out in different ways; use cue cards; create mind maps and then try recreating them from memory; stick posters and post-its round your room; use on-line testing programmes; use friends and family (see below).
8. **Use your family and friends.** Ask people around you to test you on the revision notes/cue cards you've created.
9. **Reward yourself.** It is not all about the work; you need good breaks too. People who manage to find the right balance between study and leisure are the ones who get the top marks. For instance, go to a cinema with friends after a productive day of revision or treat yourself to something sweet. Work hard, play not-quite-as-hard is the motto here.
10. **Think positively:** don't panic! Stick to your revision plan, do the activities your teachers have told you to do, follow the advice above and you'll be fine!

<b>Subject</b>	Art	
<b>Class codes</b>	11B/Ar	
<b>Mock exam content</b>	There will not be an Art Mock at this point as you will begin your real GCSE Art exam brief and will need to focus on doing the sketchbook prep for this.	
<b>Tasks to complete</b> <b>AO1: research at least 2 artists, analyse 1 piece of their artwork. Recreate all or part of their artwork in a media of your choice.</b> <b>AO2: create a range of thumbnail designs and planning pages to show the ideas you have for your final exam piece. Experiment creating artworks linking to your artists and the theme you have chosen. (theme must be from the list supplied by AQA)</b> <b>AO3: collect observational drawings and photographs of the things that you will probably paint/ draw in your final exam piece</b> <b>AO4: create a mini final piece (a small version of the piece of Art you plan to create in your final exam)</b>	<b>Time to complete task</b>  <b>Exams are usually scheduled in April so ensure work is completed by the end of May</b>	
Tips: the exam board will release the themes you will be working on in January, begin by mindmapping what that theme could mean and how you might visually show it in a piece of art.		
Additional useful revision websites	<a href="https://www.studentartguide.com/resources/best-art-teacher-blogs">https://www.studentartguide.com/resources/best-art-teacher-blogs</a>  <a href="https://www.aqa.org.uk/subjects/art-and-design/gcse/art-and-design-8201-8206/subject-content/art,-craft-and-design">https://www.aqa.org.uk/subjects/art-and-design/gcse/art-and-design-8201-8206/subject-content/art,-craft-and-design</a>	
<b>Recommended revision guides</b>	N/a	
Links or QR codes to specification and/or revision checklists	Our google classroom 	AQA exam board spec 

<b>Subject</b>	Biology Separate Science	
<b>Class codes</b>	11A1 and 11B1	
<b>Mock exam content</b>	4. Bioenergetics <b>5. Homeostasis and response</b> <b>6. Inheritance, variation and evolution</b> <b>7. Ecology</b>	
<b>Tasks to complete- if you are unsure about what to do, please talk to your science teacher</b>	<ol style="list-style-type: none"> <li>1. Click on the QR codes below to complete a task in each one.</li> <li>2. Use the checklists to identify any gaps in your knowledge and break down your revision into smaller, more manageable chunks.</li> <li>3. Login to <a href="#">Educake</a> and quiz yourself on your weaker topics.</li> </ol>	<b>Time to complete task</b>
Use the revision strategies introduced in homeworks to effectively revise: <a href="#">Mind Maps</a> <a href="#">Flashcards</a> <a href="#">Brain dumps</a>		
Additional useful revision websites	 <a href="#">Biology</a>	
<b>Recommended revision guides</b>	 <a href="#">Recommended revision guides</a>	
Links or QR codes to specification and/or revision checklists	Revision checklists: <a href="#">Paper 1 topics</a> and <a href="#">Paper 2 topics</a> 	

<b>Subject</b>	Chemistry Separate Science	
<b>Class codes</b>	11A1 and 11B1	
<b>Mock exam content</b>	4. Chemical changes 5. Energy changes <b>6. <i>The rate and extent of chemical change</i></b> <b>7. <i>Organic chemistry</i></b> <b>8. <i>Chemical analysis</i></b>	
<b>Tasks to complete- if you are unsure about what to do, please talk to your science teacher</b>	<ol style="list-style-type: none"> <li>1. Click on the QR codes below to complete a task in each one.</li> <li>2. Use the checklists to identify any gaps in your knowledge and break down your revision into smaller, more manageable chunks.</li> <li>3. Login to <a href="#">Educake</a> and quiz yourself on your weaker topics.</li> </ol>	<b>Time to complete task</b>
Use the revision strategies introduced in homeworks to effectively revise: <a href="#">Mind Maps</a> <a href="#">Flashcards</a> <a href="#">Brain dumps</a>		
Additional useful revision websites	 <a href="#">Chemistry</a>	
<b>Recommended revision guides</b>		
Links or QR codes to specification and/or revision checklists	Revision checklists: <a href="#">Paper 1 topics</a> and <a href="#">Paper 2 topics</a> 	



<b>Subject</b>	Combined Science
<b>Class codes</b>	11A2 and 11B2 (HIGHER) and 11A3, 11A4 and 11B3 (FOUNDATION)
<b>Mock exam content</b>	Biology 4. Bioenergetics

	<p>5. <b>Homeostasis and response</b>  6. <b>Inheritance, variation and evolution</b>  7. <b>Ecology</b></p> <p>Chemistry</p> <p>4. Chemical changes  5. Energy changes  6. <b>The rate and extent of chemical change</b>  7. <b>Organic chemistry</b>  8. <b>Chemical analysis</b></p> <p>Physics</p> <p>4. Atomic structure  5. <b>Forces</b>  6. <b>Waves</b>  7. <b>Magnetism and Electromagnetism</b></p>
<p><b>Tasks to complete- if you are unsure about what to do, please talk to your science teacher</b></p> <ol style="list-style-type: none"> <li>1. Click on the QR codes below to complete a task in each one.</li> <li>2. Use the checklists to identify any gaps in your knowledge and break down your revision into smaller, more manageable chunks.</li> <li>3. Login to <a href="#">Educake</a> and quiz yourself on your weaker topics.</li> </ol>	<p><b>Time to complete task</b></p>
<p>Use the revision strategies introduced in homeworks to effectively revise:</p> <p><a href="#">Mind Maps</a>                      <a href="#">Flashcards</a>                      <a href="#">Brain dumps</a></p> <div style="display: flex; justify-content: space-around; align-items: center;">    </div>	
<p>Additional useful revision websites</p>	<p>Cognito videos (YouTube):</p> <div style="display: flex; justify-content: space-around; align-items: center;">    </div> <p style="text-align: center;"> <a href="#">Biology</a>                      <a href="#">Chemistry</a>                      <a href="#">Physics</a> </p> <div style="display: flex; align-items: center; margin-top: 10px;">  <div style="margin-left: 10px;"> <p><a href="#">Continuity Oak lessons</a> (were part of Oak National) - scroll to the bottom of the page for science</p> </div> </div>
<p><b>Recommended revision guides</b></p>	<div style="display: flex; align-items: center;">  <div style="margin-left: 10px;"> <p><a href="#">Recommended revision guides</a></p> </div> </div>
<p>Links or QR codes to specification</p>	



and/or revision  
checklists







[Revision checklists:](#)




<b>Subject</b>	Computer Science	
<b>Class codes</b>	11C/CS	
<b>Mock exam content</b>	Paper 2 Computer Concepts	
<b>Tasks to complete</b>	<p>1. Make revision materials eg. flash cards, mindmap, notes when watching the video given below - if you just watch, memory retention will be very low.</p> <p>2. For those who don't like reading, watch these youtube video clips for every topics on Paper 2. There are 43 short video clips for you to choose from.  <a href="https://www.youtube.com/watch?v=ib6b4eVWikQ&amp;list=PL04uZ7242_M6K0uRmPXwAlb5w9kYOx86c">https://www.youtube.com/watch?v=ib6b4eVWikQ&amp;list=PL04uZ7242_M6K0uRmPXwAlb5w9kYOx86c</a></p>  <p>3. Attempt sample exam paper questions but only attempt the topics that you have revised - if can't answer, re-visit the topic. This will enhance your memory recall.</p> <p>Question Paper 2 June22 :  <a href="https://filestore.aqa.org.uk/sample-papers-and-mark-schemes/2022/june/AQA-85252-QP-JUN22.PDF">https://filestore.aqa.org.uk/sample-papers-and-mark-schemes/2022/june/AQA-85252-QP-JUN22.PDF</a></p>  <p>Mark Scheme Paper 2 June 22 :  <a href="https://filestore.aqa.org.uk/sample-papers-and-mark-schemes/2022/june/AQA-85252-MS-JUN22.PDF">https://filestore.aqa.org.uk/sample-papers-and-mark-schemes/2022/june/AQA-85252-MS-JUN22.PDF</a></p> 	<p><b>Time to complete task</b></p> <p>30 mins per topic</p> <p>5-10 mins per video</p> <p>20-30 mins at a time.</p> <p>15-20 mins at a time</p>






<p><b>4. Using your revision materials or revision guide, get someone else to test how much you remember - this could be your lunch time chat !</b></p>	
<p><b>Theory (hand-written) exam covering these topics ::</b>  <b>Topic 3 : Fundamentals of data representation</b>  <b>Topic 4 : Computer systems</b>  <b>Topic 5 : Fundamentals of computer networks</b>  <b>Topic 6 : Cyber Security</b>  <b>Topic 7 : Relational databases and structured query language (SQL)</b>  <b>Topic 8 : Ethical, legal and environmental impacts of digital technology on wider society, including issues of privacy</b></p> <p><b>Questions type - a mix of multiple choice, short answer and extended response questions assessing SQL programming skills and theoretical knowledge.</b></p>	<p>1 hour 45 mins</p>
<p>Additional useful revision websites</p>	<p><a href="https://adacomputerscience.org/topics?examBoard=all&amp;stage=all#gcse">https://adacomputerscience.org/topics?examBoard=all&amp;stage=all#gcse</a></p> 
<p><b>Recommended revision guides</b></p>	
<p>Links or QR codes to specification and/or revision checklists</p>	<p><a href="https://www.aqa.org.uk/subjects/computer-science-and-it/gcse/computer-science-8525/specification-at-a-glance">https://www.aqa.org.uk/subjects/computer-science-and-it/gcse/computer-science-8525/specification-at-a-glance</a>  (in the specification, topic starts with 3.3, 3.4, 3.5 and so on)</p> <p>Revision guide (as communicated to your parents in October) and mentioned in class many times.</p> <p><a href="https://www.amazon.co.uk/ClearRevise-GCSE-Computer-Science-8525/dp/1910523259">https://www.amazon.co.uk/ClearRevise-GCSE-Computer-Science-8525/dp/1910523259</a></p> 

<b>Subject</b>	Dance	
<b>Class codes</b>		
<b>Mock exam content</b>	<p>Section A: Hypothetical choreographic questions. Content will focus on actions, space, dynamics, relationships, choreographic devices, dancers skills.</p> <p>Section B: 6 markers based on their own practical pieces.</p> <p>Section C: 6 professional works</p>	
<b>Tasks to complete:</b> Watch 6 professional works on YouTube. When revising ensure you use all resources on google classroom and in your books. The more you watch and become familiar with the professional works, the more confident you'll be answering the extended questions.		<b>Time to complete task</b>
You've all been given a fact file booklet to use prior to the exam		
Additional useful revision websites	<a href="https://www.boyblue.co.uk/learning/eoe-online">https://www.boyblue.co.uk/learning/eoe-online</a> <a href="https://youtube.com/playlist?list=PLJehfcMUHPzpRrZSEVulrNP3TMsxWjZzQ&amp;si=ouR9XY0qnDMeYcCw">https://youtube.com/playlist?list=PLJehfcMUHPzpRrZSEVulrNP3TMsxWjZzQ&amp;si=ouR9XY0qnDMeYcCw</a> <a href="https://www.stopgapdance.com/production/artificial-things-dance-film/">https://www.stopgapdance.com/production/artificial-things-dance-film/</a> <a href="https://waynemcgregor.com/productions/infra">https://waynemcgregor.com/productions/infra</a> <a href="https://rambert.org.uk/whats-on/a-linha-curva/">https://rambert.org.uk/whats-on/a-linha-curva/</a> <a href="https://www.phoenixdancetheatre.co.uk/news/christopher-bruces-shadows/">https://www.phoenixdancetheatre.co.uk/news/christopher-bruces-shadows/</a>	
<b>Recommended revision guides</b>		
Links or QR codes to specification and/or revision checklists	<a href="https://youtu.be/TkZieiBNBIM">https://youtu.be/TkZieiBNBIM</a> <a href="https://classroom.google.com/c/MTQ2NTQzNzY1OTQy/p/NjAxNzk0MTg2MjUx/details">https://classroom.google.com/c/MTQ2NTQzNzY1OTQy/p/NjAxNzk0MTg2MjUx/details</a> 	

<b>Subject</b>	Drama	
<b>Class codes</b>		
<b>Mock exam content</b>	Comp 3 written exam - Section A Inspector Calls & Section B Live Performance	
<b>Tasks to complete</b>	<p>1) Re-draft the Nov mocks in the google doc in the google classroom using your teacher comments to make progress</p> <p>2) Use this Study Guide to ensure you understand Inspector Calls  <a href="https://www.pearsonschoolsandfecolleges.co.uk/asset-library/pdf/Secondary/english-literature/york-notes-gcse/samples/york-notes-gcse-study-guide-an-inspector-calls.pdf">https://www.pearsonschoolsandfecolleges.co.uk/asset-library/pdf/Secondary/english-literature/york-notes-gcse/samples/york-notes-gcse-study-guide-an-inspector-calls.pdf</a></p> 	<b>Time to complete task</b> 4 hours
<b>Additional useful revision websites</b>	 <a href="https://www.bbc.co.uk/bitesize/examspecs/zkvm2sg">https://www.bbc.co.uk/bitesize/examspecs/zkvm2sg</a>	
<b>Recommended revision guides</b>	<p>Pearson REVISE Edexcel GCSE (9-1) Drama Revision Workbook: For 2024 and 2025 assessments and exams (REVISE Edexcel GCSE Drama): for the 9-1 exams by William Reed</p> <p>&amp;</p> <p>Pearson REVISE Edexcel GCSE (9-1) Drama Revision Guide : For 2024 and 2025 assessments and exams - incl. free online edition: for home learning, 2022 ... and exams (REVISE Edexcel GCSE Drama) by John Johnson</p>	
<b>Links or QR codes to specification and/or revision checklists</b>	<p><a href="https://qualifications.pearson.com/content/dam/pdf/GCSE/Drama/2016/Specification%20and%20sample%20assessments/GCSE2016_L12_Drama_Issue_2_Specification.pdf">https://qualifications.pearson.com/content/dam/pdf/GCSE/Drama/2016/Specification%20and%20sample%20assessments/GCSE2016_L12_Drama_Issue_2_Specification.pdf</a></p> 	

<b>Subject</b>	English Language	
<b>Class codes</b>	11En/EG, 11En/NR, 11En/TB, 11En/CA, 11EN/MEB, 11EN/FW	
<b>Mock exam content</b>	English Language Paper 1 - Explorations in Creative Reading and Writing (1 hour 45 mins)	
<b>Tasks to complete</b>		<b>Time to complete task</b>
English Language Practice Papers: - Link to papers <a href="#">here</a>		1 hour 45 minutes per paper
Additional useful revision websites	Free Online Revision guide: Link <a href="#">here</a>  Youtube Tutorials- Simply search 'AQA English Language Paper 1 Revision'.	
<b>Recommended revision guides</b>	CGP English Language CGP Guide: ISBN - 1782943692 English Language Revision Cards: Amazon link <a href="#">here</a> 	
Links or QR codes to specification and/or revision checklists	Our Year 11 Google Classroom code: qqsmg2z	

<b>Subject</b>	English Literature	
<b>Class codes</b>	11En/EG, 11En/NR, 11En/TB, 11En/CA, 11EN/MEB, 11EN/FW	
<b>Mock exam content</b>	AQA GCSE English Literature - Paper 1 (Shakespeare - 'Macbeth' and 19th Century Novel - 'A Christmas Carol' Analysis of extract and wider text	
<b>Tasks to complete</b>		<b>Time to complete task</b>
<p><b>Previous Exam Questions:</b></p> <p><a href="https://filestore.aqa.org.uk/resources/english/AQA-87021-SQP-V1.PDF">https://filestore.aqa.org.uk/resources/english/AQA-87021-SQP-V1.PDF</a></p>  <p>A Christmas Carol Practice Questions: <a href="https://www.aylesford.kent.sch.uk/images/documents/A_Christmas_Carol_-_Exam_Practice.pdf">https://www.aylesford.kent.sch.uk/images/documents/A_Christmas_Carol_-_Exam_Practice.pdf</a></p>  <p>Macbeth Practice Questions: <a href="https://www.portland-place.co.uk/wp-content/uploads/2018/03/English-Macbeth-practice-questions.pdf">https://www.portland-place.co.uk/wp-content/uploads/2018/03/English-Macbeth-practice-questions.pdf</a></p> 		<p>50 mins per question OR 1h45m in total (Sec A and B together)</p>
<b>Additional useful revision websites</b>	<p>Mr Bruff's YouTube Channel: <a href="https://www.youtube.com/channel/UCM2vdqz-7e4HAuzhpFuRY8w">https://www.youtube.com/channel/UCM2vdqz-7e4HAuzhpFuRY8w</a></p>	



A Christmas Carol Knowledge Organiser:

<https://www.blessededward.co.uk/wp-content/uploads/2020/09/ACC-KO.pdf>



Macbeth Knowledge Organiser:

<http://www.churchstretton.shropshire.sch.uk/sites/default/files/attachments/English%20Literature%20year%2010%20Term%202a%20Macbeth.pdf>

**Recommended revision guides**

Links or QR codes to specification and/or revision checklists

Our Year 11 Google Classroom code: qqsmg2z

Link for 'A Christmas Carol' study guide:



<https://www.cgpbooks.co.uk/secondary-books/gcse/english/text-guides-and-plays/etcc42-new-gcse-english-text-guide-a>





Link for 'Macbeth' study guide:



<https://www.cgpbooks.co.uk/secondary-books/gcse/english/text-guides-and-plays/epm44-grade-9-1-gcse-english-macbeth-the>







<b>Subject</b>	Food Preparation and Nutrition	
<b>Class codes</b>	11D/FP	
<b>Mock exam content</b>	There is not a mock exam at this point due to completing NEA2	
<b>Tasks to complete</b> When revising for the final examination, use your revision guide, theory folder and seneca learning as well as the notes on Google Classroom		<b>Time to complete task</b>
Additional useful revision websites	<a href="http://www.senecalearning.co.uk">www.senecalearning.co.uk</a>	
<b>Recommended revision guides</b>		
Links or QR codes to specification and/or revision checklists	 <p>Eduqas Specification</p>	 <p>Our Google Classroom</p>


<b>Subject</b>	French	
<b>Class codes</b>	11 A French and 11 D French	
<b>Mock exam content</b>	All 4 papers: listening, speaking, reading and writing (all topics tested)	
	<p><b>Tasks to complete:</b></p> <ol style="list-style-type: none"> <li>1. Revise the vocabulary for each module in the GCSE booklet</li> <li>2. Make sure you have an answer for each General conversation question in your exercise book using a time phrase, 3 correct verbs and an opinion.</li> <li>3. Also ensure that you revise role play question words and the chatty mat to be able to describe a picture</li> <li>4. Prepare your next presentation very well: it could be the one that you use for the real GCSE exam</li> <li>5. Make a mind map of the writing frame in your booklet ( Boxes 2, 4 6 10, 11, and 12)</li> <li>6. Complete the past papers set by your teacher</li> </ol>	<p><b>Time to complete task</b></p> <p>5 hours</p>
French Intervention on Fridays after school		
Additional useful revision websites	Quizlet French flashcards Check classcharts weekly	
<b>Recommended revision guides</b>	<b>GCSE French Edexcel Complete Revision &amp; Practice (with Free Online Edition &amp; Audio): ideal for the 2024 and 2025 exams (CGP GCSE French 9-1 Revision)</b>	
Links or QR codes to specification and/or revision checklists	<p>Revision guide <a href="#">link</a></p>  <p>Specification <a href="#">link</a></p> 	










<b>Subject</b>	Spanish	
<b>Class codes</b>	11 A Spanish and 11 C Spanish	
<b>Mock exam content</b>	All 4 papers: listening, speaking, reading and writing ( all topics tested)	
	<p><b>Tasks to complete</b></p> <p><b>1. Revise the vocabulary for each module in the GCSE booklet</b></p> <p><b>2. Make sure you have an answer for each General conversation question in your exercise book using a time phrase, 3 correct verbs and an opinion.</b></p> <p><b>3. Also ensure that you revise role play question words and the chatty mat to be able to describe a picture</b></p> <p><b>4. Prepare your next presentation very well: it could be the one that you use for the real GCSE exam</b></p> <p><b>5. Make a mind map of the writing frame in your booklet ( Boxes 2, 4 6 10, 11, and 12)</b></p> <p><b>6. Complete the past papers set by your teacher</b></p>	<p><b>Time to complete task</b></p> <p><b>5 hours</b></p>
Spanish Intervention on Fridays after school		
<b>Additional useful revision websites</b>	Quizlet Spanish flashcards Check classcharts weekly	
<b>Recommended revision guides</b>	<b>GCSE Spanish Edexcel Complete Revision &amp; Practice (with Free Online Edition &amp; Audio): ideal for the 2024 and 2025 exams (CGP Edexcel GCSE Spanish)</b>	
<b>Links or QR codes to specification and/or revision checklists</b>	<p>Revision guide <a href="#">LINK</a></p>  <p>Specification <a href="#">link</a></p> 	

<b>Subject</b>	Geography	
<b>Class codes</b>	11A, 11B1, 11B2, 11C, 11D	
<b>Mock exam content</b>	Living World, Coasts, Natural hazards Changing Economic World, Urban Issues Field Skills	
<b>Tasks to complete</b>	Knowledge Organisers and revision information will be given to you for these modules along with questions and tasks for you to do.	<b>Time to complete task</b>
<b>Additional useful revision websites</b>	Seneca Learning <a href="https://www.internetgeography.net/aqa-gcse-geography/">https://www.internetgeography.net/aqa-gcse-geography/</a> <a href="https://www.bbc.co.uk/bitesize/subjects/zkw76sg">https://www.bbc.co.uk/bitesize/subjects/zkw76sg</a>	
<b>Recommended revision guides</b>	<a href="https://www.tutor2u.net/geography">https://www.tutor2u.net/geography</a> 	
<b>Links or QR codes to specification and/or revision checklists</b>	 <a href="https://www.internetgeography.net/topics/beast-from-the-east-extreme-weather-in-the-uk/">https://www.internetgeography.net/topics/beast-from-the-east-extreme-weather-in-the-uk/</a> <a href="https://www.internetgeography.net/topics/laquila-earthquake-2009/">https://www.internetgeography.net/topics/laquila-earthquake-2009/</a> <a href="https://www.internetgeography.net/topics/nepal-earthquake-2015/">https://www.internetgeography.net/topics/nepal-earthquake-2015/</a> <a href="https://www.bbc.co.uk/bitesize/guides/zw6pwx/revision/5">https://www.bbc.co.uk/bitesize/guides/zw6pwx/revision/5</a> <a href="https://www.bbc.co.uk/bitesize/guides/zyfd2p3/revision/1">https://www.bbc.co.uk/bitesize/guides/zyfd2p3/revision/1</a> <a href="https://www.internetgeography.net/topics/the-holderness-coast-case-study/">https://www.internetgeography.net/topics/the-holderness-coast-case-study/</a>  Past Papers	


<b>Subject</b>	History	
<b>Class codes</b>	11B/HI + 11C/HI	
<b>Mock exam content</b>	History of Medicine and Surgery on the Western Front Weimar and Nazi Germany 1919-1939	
<b>Tasks to complete</b>	<p>Complete the google quizzes on your google classroom.</p> <p>There are revision guides available on your google classroom, use them to reinforce and fill any gaps in your knowledge.</p> <p>Check your knowledge against the 2 page revision guide on google classroom.</p> <p>Answer questions on the relevant sections of BBC Bitesize</p>	<p><b>Time to complete task</b></p> <p><b>6 hours</b></p>
Additional useful revision websites	<p><a href="https://www.bbc.co.uk/bitesize/topics/zppr4xs">https://www.bbc.co.uk/bitesize/topics/zppr4xs</a> - Medicine and Surgery</p> <p><a href="https://www.bbc.co.uk/bitesize/topics/zymqwx">https://www.bbc.co.uk/bitesize/topics/zymqwx</a> - Germany</p>	
<b>Recommended revision guides</b>	<p>Medicine: ISBN: 1510403213</p> <p>Germany: ISBN: 1510403272</p>	
Links or QR codes to specification and/or revision checklists	<p>Available on google classroom.</p> <p>For the Edexcel specification:</p> <p><a href="https://qualifications.pearson.com/content/dam/pdf/GCSE/History/2016/specification-and-sample-assessments/gcse-9-1-history-specification.pdf">https://qualifications.pearson.com/content/dam/pdf/GCSE/History/2016/specification-and-sample-assessments/gcse-9-1-history-specification.pdf</a></p> 	

<b>Subject</b>	Mathematics	
<b>Class codes</b>	All Classes	
<b>Mock exam content</b>	3 complete GCSE papers each 90 minutes long covering the entire syllabus	
<b>Tasks to complete:-</b> Students will have exam papers to practice with mark schemes to be shared online.		<b>Time to complete task</b>
<b>Mocks 2</b> - Week commencing Mon 29th January 2024		
<b>GCSE's</b> Paper 1 :- Non calculator Thursday <b>19 May 2024</b> Paper 2 :- Calculator - Monday <b>3 June 2024</b> Paper 3:- Calculator - day <b>10 June 2024</b>		
Additional useful revision websites	<b>Sparx maths:</b> - .....students will still have access to Sparx for video tutorials <b>Maths Genie :- exam papers/mark schemes/worked answers &amp; video support</b>  <a href="#">Higher video revision</a> <a href="#">Foundation video revisio</a>	
<b>Recommended revision guides</b>	We follow the <b>Edexcel</b> exam board. Which is supported by Pearson publishing Amazon do excellent revision guides, workbooks, method cards and practice papers. Light blue for higher and light green for foundation	
Links or QR codes to specification and/or revision checklists	<a href="#">Higher topic list</a> <a href="#">Foundation topic list</a>	

<b>Subject</b>	Media Studies	
<b>Class codes</b>		
<b>Mock exam content</b>	Paper 1 and 2 all of the CSPs	
<b>Tasks to complete</b>	<p>1) Re-draft the Nov mocks in the google doc in the google classroom using your teacher comments to make progress</p> <p>2) Use this worksheet to ensure you get at least 4 marks per CSP and you cover LIAR - with the Media Language develop it into a PEA (++ write 2 more)</p> <p><a href="https://docs.google.com/document/d/1YwaNfYtETP_bZg5AYC9Wf2Po0ZknWx3s/edit">https://docs.google.com/document/d/1YwaNfYtETP_bZg5AYC9Wf2Po0ZknWx3s/edit</a></p>  <p>3)</p>	<p><b>Time to complete task</b></p> <p>4 hours</p>
<b>Additional useful revision websites</b>	<p><a href="https://www.bbc.co.uk/bitesize/subjects/ztnygk7">https://www.bbc.co.uk/bitesize/subjects/ztnygk7</a></p> 	
<b>Recommended revision guides</b>	<p><b>AQA GCSE Media Studies Revision Guide - Revised Edition Paperback – 25 Mar. 2022 by Steff Hutchinson</b></p> <p><b>&amp;</b></p> <p><b>AQA GCSE Media Studies – Revised Edition Paperback – 25 Mar. 2022 by Jerry Slater</b></p>	
<b>Links or QR codes to specification and/or revision checklists</b>	<p><a href="https://filestore.aqa.org.uk/resources/media-studies/specifications/AQA-8572-SP-2017.PDF">https://filestore.aqa.org.uk/resources/media-studies/specifications/AQA-8572-SP-2017.PDF</a></p> 	

<b>Subject</b>	<b>Music</b>	
<b>Class codes</b>	J536 (11MU)	
<b>Mock exam content</b>	AOS2 Concerto through time. AOS3 Rhythms of the world AOS4 Film music AOS5 Conventions of Pop	
<b>Tasks to complete.</b>	<p>Look at the areas of study (AoS) below. Familiarise yourself with these key areas and mind-map each AoS to ensure you are prepared for the long answer question.</p> <p>Link to OCR glossary - terms you will need to be familiar with.</p>  <p><b>AoS2 - Concerto through time.</b></p>  <p><b>AoS3 - Rhythms of the World.</b></p>  <p><b>AoS4 - Film music.</b></p> 	<b>Time to complete task</b>  A minimum of one hour per area of study (4-5 hours).

**AoS5 - Conventions of Pop**



Additional useful revision websites

**AoS 2:**

- <https://www.youtube.com/watch?v=Z9xfJDftEUA> → Solo concerto Baroque
- <https://www.youtube.com/watch?v=NCPM8DEsvmc> → Concerto Grosso Baroque
- <https://www.youtube.com/watch?v=R1QNhRNxvTI> → Solo concerto Classical
- <https://www.youtube.com/watch?v=JWGrZgRf8wo> → Solo concerto Romantic

**AoS3:**

- [https://www.youtube.com/watch?v=9xB\\_X9BOAOU](https://www.youtube.com/watch?v=9xB_X9BOAOU) → Indian Classical Music
- <https://www.youtube.com/watch?v=Ks6XFIMmyF4> → Bhangra
- <https://www.youtube.com/watch?v=l8Wa5Zonzv0> → Greek israeli dances - YouTube → Israeli
- [https://www.youtube.com/watch?v=jByfGjd\\_TW0](https://www.youtube.com/watch?v=jByfGjd_TW0) → Palestinian
- <https://www.youtube.com/watch?v=pKzI7aFLFxA> → African
- <https://www.youtube.com/watch?v=YoVo9VRiiiM> → Calypso
- <https://www.youtube.com/watch?v=Wunq6YlcSX0> → Samba

**AoS4:**

- <https://www.youtube.com/watch?v=l8vaCrVIR> → Q – Halo – Game
- <https://www.youtube.com/watch?v=eWZ2adCaKo4> → Out of Africa – Film
- <https://www.youtube.com/watch?v=9ZvNDTONPJw> → Jaws – Film
- <https://www.youtube.com/watch?v=u2pWMeAPrG4> → Film music

**AoS5:**

- <https://www.youtube.com/watch?v=lzQ8GDBA8ls> → 1950s Rock n Roll
- <https://www.youtube.com/watch?v=2s4sIliAtQU> → 1960s Rock n Roll
- <https://www.youtube.com/watch?v=04854XqcfCY> → 1970s Rock Anthems
- <https://www.youtube.com/watch?v=IDK9Qqlzhwk> → 1980s Rock Anthems
- <https://www.youtube.com/watch?v=-ohT6EBhh4o> → 1970s Pop ballad
- <https://www.youtube.com/watch?v=0iAzMRKFX3c> → 1980s Pop ballad
- [https://www.youtube.com/watch?v=t\\_7yCRs1S4s](https://www.youtube.com/watch?v=t_7yCRs1S4s) → 1990s Pop ballad

Recommended revision guides





[GCSE Music OCR Complete Revision & Practice \(with Audio & Online Edition\) | CGP Books](#)






GCSE Bitesize overview.

Links or QR codes to specification and/or revision checklists	<a href="https://www.ocr.org.uk">GCSE (9-1) Music J536 Specification (ocr.org.uk)</a>



<b>Subject</b>	Physics Separate Science	
<b>Class codes</b>	11A1 and 11B1	
<b>Mock exam content</b>		
<b>Tasks to complete- if you are unsure about what to do, please talk to your science teacher</b>	<ol style="list-style-type: none"> <li>1. Click on the QR codes below to complete a task in each one.</li> <li>2. Use the checklists to identify any gaps in your knowledge and break down your revision into smaller, more manageable chunks.</li> <li>3. Login to <a href="#">Educake</a> and quiz yourself on your weaker topics.</li> </ol>	<b>Time to complete task</b>
Use the revision strategies introduced in homeworks to effectively revise:	<a href="#">Mind Maps</a> <a href="#">Flashcards</a> <a href="#">Brain dumps</a>   	
Additional useful revision websites	 <a href="#">Physics</a>	
<b>Recommended revision guides</b>		
Links or QR codes to specification and/or revision checklists	Revision checklists: <a href="#">Paper 1 topics</a> and <a href="#">Paper 2 topics</a>	

<b>Subject</b>	Religious Studies	
<b>Class codes</b>	11C/RE	
<b>Mock exam content</b>	<ul style="list-style-type: none"> <li>-Buddhist Beliefs</li> <li>-Buddhist Practices</li> <li>-Relationships and Families</li> <li>-Crime and Punishment</li> </ul>	
<b>Tasks to complete</b>		<b>Time to complete task</b>
Purchase the workbook which accompanies the revision guide: <a href="https://shorturl.at/jklq1">https://shorturl.at/jklq1</a> 		2 hours
Complete past papers (QR code below) Paper 1: Christianity and Buddhism Paper 2 : 2A Non-textual Studies		2 hours
Complete knowledge organisers (QR Code below): <a href="https://drive.google.com/drive/folders/16WqK9KMk1DmwNWbuVAvoCVPFhiGZBjTE?usp=sharing">https://drive.google.com/drive/folders/16WqK9KMk1DmwNWbuVAvoCVPFhiGZBjTE?usp=sharing</a> Knowledge organisers: 		2 hours
Additional useful revision websites	<a href="https://www.bbc.co.uk/bitesize/topics/zbndy9q">https://www.bbc.co.uk/bitesize/topics/zbndy9q</a> <a href="https://senecalearning.com/en-GB/blog/free-aqa-religious-studies-gcse-revision/">https://senecalearning.com/en-GB/blog/free-aqa-religious-studies-gcse-revision/</a> 	
<b>Recommended revision guides</b>	AQA GCSE Religious Studies A: Christianity and Buddhism Revision Guide <a href="https://shorturl.at/rR127">https://shorturl.at/rR127</a>	

Links or QR codes to specification and/or revision checklists

Revision Guide:








Workbook:



Past papers



<b>Subject</b>	Timber
<b>Class codes</b>	11B/Ti 11D/Ti
<b>Mock exam content</b>	There is not a mock exam at this point due to completing NEA
<b>Tasks to complete</b>	<p>When revising for the final examination, use your theory folder and seneca learning [some DT topics are general and are on there] as well as any revision notes and ppts for previous exams/tests on Google Classroom</p> <p><a href="https://classroom.google.com/u/0/c/MzlwMjEzNDQ1MzM4">https://classroom.google.com/u/0/c/MzlwMjEzNDQ1MzM4</a>  <a href="https://classroom.google.com/u/0/c/MzkwNTIzMDI0ODU4">https://classroom.google.com/u/0/c/MzkwNTIzMDI0ODU4</a></p>
Additional useful revision websites	<p><a href="https://www.bbc.co.uk/bitesize/examspecs/zby2bdm">https://www.bbc.co.uk/bitesize/examspecs/zby2bdm</a>  Specialist area - Timber  <a href="https://www.bbc.co.uk/bitesize/guides/zkvny4j/revision/1">https://www.bbc.co.uk/bitesize/guides/zkvny4j/revision/1</a></p>
<b>Recommended revision guides</b>	CGP GCSE AQA Design & Technology ISBN 9781782947523
Links or QR codes to specification and/or revision checklists	<p><a href="http://www.bbc.co.uk/bitesize">www.bbc.co.uk/bitesize</a> - timber</p>  <p><a href="https://filestore.aqa.org.uk/resources/design-and-technology/specifications/AQA-8552-SP-2017.PDF">https://filestore.aqa.org.uk/resources/design-and-technology/specifications/AQA-8552-SP-2017.PDF</a></p> 

<b>Subject</b>	Textiles	
<b>Class codes</b>	11C/Tx	
<b>Mock exam content</b>	There is not a mock exam at this point due to completing NEA	
<b>Tasks to complete</b>	<p>When revising for the final examination, use your theory folder and seneca learning [some DT topics are general and are on there] as well as any revision notes and ppts for previous exams/tests on Google Classroom</p> <p><a href="https://classroom.google.com/u/0/c/NDE1MjQ0NzMwMDI1">https://classroom.google.com/u/0/c/NDE1MjQ0NzMwMDI1</a></p> 	<b>Time to complete task</b>
<b>Additional useful revision websites</b>	<p><a href="https://www.bbc.co.uk/bitesize/examspecs/zby2bdm">https://www.bbc.co.uk/bitesize/examspecs/zby2bdm</a> Specialist area - Textiles</p> <p><a href="https://www.bbc.co.uk/bitesize/guides/zic3rwx/revision/1">https://www.bbc.co.uk/bitesize/guides/zic3rwx/revision/1</a></p> 	
<b>Recommended revision guides</b>	CGP GCSE AQA Design & Technology ISBN 9781782947523	
<b>Links or QR codes to specification and/or revision checklists</b>	<p><a href="https://filestore.aqa.org.uk/resources/design-and-technology/specifications/AQA-8552-SP-2017.PDF">https://filestore.aqa.org.uk/resources/design-and-technology/specifications/AQA-8552-SP-2017.PDF</a></p> 	

<b>Subject</b>	Cambridge National Sports Science	
<b>Class codes</b>	11A/SR2 and 11A/SR1	
<b>Mock exam content</b>	There is no mock exam as students will be sitting their exam in the summer 2024	
<b>Tasks to complete</b>		<b>Time to complete task</b>
<b>Actual exam</b> <b>Monday 20th May pm</b> Reducing the risk of sports injuries and dealing with common medical conditions		1hr 15 mins
Additional useful revision websites	Shared Cambridge Drive where students will be able to access past exam papers	
<b>Recommended revision guides</b>	GCSE Simplified Cambridge National Sports Science	
Links or QR codes to specification and/or revision checklists	These will be released on classroom prior to the exam	

<b>Subject</b>	Physical Education GCSE	
<b>Class codes</b>	11A/PE	
<b>Mock exam content</b>	Paper 1 - The Human body and movement in Sport <ul style="list-style-type: none"> <li>● Applied anatomy and physiology</li> <li>● Movement analysis</li> <li>● Physical training</li> <li>● Use of data</li> </ul> Paper 2 - Socio-cultural influences and well being <ul style="list-style-type: none"> <li>● Sports psychology</li> <li>● Socio-cultural influences</li> <li>● Health, fitness and well being</li> <li>● Use of data</li> </ul>	
<b>Tasks to complete</b>	Currently NEA coursework up until beginning of January January onwards each week Exam questions Seneca learning tasks	<b>Time to complete task</b>
Additional useful revision websites	AQA GCSE Exam papers - including mark schemes and examiner reports <a href="https://drive.google.com/drive/folders/1vJvR3IA-p28eHhjN8cOfkC3_T1RJQ42?usp=drive_link">https://drive.google.com/drive/folders/1vJvR3IA-p28eHhjN8cOfkC3_T1RJQ42?usp=drive_link</a>	
<b>Recommended revision guides</b>	GCSE PE Simplified	
Links or QR codes to specification and/or revision checklists	These will be available to students throughout the year <a href="#">Google classroom</a>	

<b>Subject</b>	IT BTEC	
<b>Class codes</b>	11b/IT	
<b>Mock exam content</b>	External assessment Component 3 Effective Digital Working Practices Note : your mock will be in March but start revising now so that you have more time to enhance your memory recall. 1 hour 30 mins paper.	
<b>Tasks to complete</b>		<b>Time to complete task</b>
	1. Make revision materials eg. flash cards, mindmap or notes using >knowitallninja (Component 3 Effective Digital Working Practices) and >youtube playlist listed below or >Clear Revision Btec DIT	30 mins at a time.
	2. Attempt Sample past exam questions posted on Google classroom - attempt the questions after you have revised the topic, until you have attempted all questions.	30 mins at a time.
	3. Practise creating flowcharts by applying the techniques covered in class.	20 mins at a time.
	4. Practise answering essay questions by applying the techniques covered in class.	30 mins.
<b>Additional useful revision websites</b>	<p>KnowitallNinja (you already have been using this platform - Choose Effective Digital Working Practices).</p> <p>Revision guide on Amazon :  <a href="https://www.amazon.co.uk/ClearRevise-Pearson-Digital-Information-Technology/dp/1910523267/ref=sr_1_1?crid=2DPY4O8KK6ZO8&amp;keywords=clear+revise+Btec+DIT&amp;qid=1700753344&amp;s=books&amp;sprefix=clear+revise+btec+dite%2Cstripbooks%2C204&amp;sr=1-1">https://www.amazon.co.uk/ClearRevise-Pearson-Digital-Information-Technology/dp/1910523267/ref=sr_1_1?crid=2DPY4O8KK6ZO8&amp;keywords=clear+revise+Btec+DIT&amp;qid=1700753344&amp;s=books&amp;sprefix=clear+revise+btec+dite%2Cstripbooks%2C204&amp;sr=1-1</a></p> <p>Btec DIT Component 3 youtube playlist :  <a href="https://www.youtube.com/playlist?list=PL04uZ7242_M5C7q2Xry39ZSe3hOb3etQQ">https://www.youtube.com/playlist?list=PL04uZ7242_M5C7q2Xry39ZSe3hOb3etQQ</a></p> <p>Developing Algorithms using Flowchart to solve problem :  <a href="https://www.youtube.com/watch?v=Yq1OPs5hCt0">https://www.youtube.com/watch?v=Yq1OPs5hCt0</a></p>	
<b>Recommended revision guides</b>		
<b>Links or QR codes to specification and/or revision checklists</b>	<p>Specification :  <a href="https://qualifications.pearson.com/content/dam/pdf/btec-tec-awards/information-technology/2017/specification-and-sample-assessments/Spec-BTEC-L1-2TECHAWD-DIT.pdf">https://qualifications.pearson.com/content/dam/pdf/btec-tec-awards/information-technology/2017/specification-and-sample-assessments/Spec-BTEC-L1-2TECHAWD-DIT.pdf</a></p> <p>Sample Component 3 Question papers and mark schemes are available in Google Classroom.</p>	



<b>Subject</b>	Cambridge National Child Development	
<b>Class codes</b>	11A/CD	
<b>Mock exam content</b>	Unit 1 and 2	
<b>Tasks to complete</b>	<p>Refer to tasks set on Google classroom</p> <p>Use the Revision checklist to make flash cards and revision notes</p> <p>Practise the exam paper linked below.</p>	<b>Time to complete task -5 hours</b>
Additional useful revision websites	Practise Paper <a href="https://www.ocr.org.uk/Images/610834-health-and-well-being-for-child-development.pdf">https://www.ocr.org.uk/Images/610834-health-and-well-being-for-child-development.pdf</a>	
<b>Recommended revision guides</b>	<a href="#">Cambridge National in Child Development Revision Guide and Workbook with Digital Access (2 Years): Level 1/Level 2 (Cambridge Nationals): Amazon.co.uk: Paradowska, Renata: 9781009129145: Books</a>	
Links or QR codes to specification and/or revision checklists	Revision checklist <a href="https://docs.google.com/document/d/1z2u5Ku-zjllb8QnTmccNZFeoD_gOxPZVY/SbCXCvT5aM/edit">https://docs.google.com/document/d/1z2u5Ku-zjllb8QnTmccNZFeoD_gOxPZVY/SbCXCvT5aM/edit</a>	

<b>Subject</b>	Cambridge National Health and Social Care	
<b>Class codes</b>	11B/HSC	
<b>Mock exam content</b>	All content	
<b>Tasks to complete</b>	<p>Refer to tasks set on Google classroom</p> <p>Use the Revision checklist to make flash cards and revision notes</p> <p>Practise the exam paper linked below.</p>	<b>Time to complete task</b>
Additional useful revision websites	<p>Practise paper</p> <p><a href="https://www.ocr.org.uk/Images/616911-exploring-our-exams-a-guide-to-our-sample-assessment-material.pdf">https://www.ocr.org.uk/Images/616911-exploring-our-exams-a-guide-to-our-sample-assessment-material.pdf</a></p>	
<b>Recommended revision guides</b>	<p><a href="#">My Revision Notes: Level 1/Level 2... by Adams, Judith (amazon.co.uk)</a></p>	
Links or QR codes to specification and/or revision checklists	<p>Revision checklist</p> <p><a href="https://docs.google.com/document/d/1SYAubI9hjlwl2MJBSW9SjJeye_XqzsFPiQDiQX4UyJM/edit">https://docs.google.com/document/d/1SYAubI9hjlwl2MJBSW9SjJeye_XqzsFPiQDiQX4UyJM/edit</a></p>	

<b>Subject</b>	GCSE Business AQA	
<b>Class codes</b>	11C/Bs 11D/BS1 11D/Bs2	
<b>Mock exam content</b>	Paper 1 Influences of operations and HRM on business activity	
<b>Tasks to complete</b>		<b>Time to complete task</b>
<input type="checkbox"/> Review November Mock - Green Pen improvements - <input type="checkbox"/> Using the Mark scheme in class ensure you go over mistake and review the areas for improvements <input type="checkbox"/> Attend lunchtime revision sessions D106 and after school on Friday D106 to help focus on exam skills and technique. <input type="checkbox"/> AO1 - Skills use the knowledge organisers and textbook to make a list of the key terms and words that will be in the exam - example <a href="#">keyword here</a> <input type="checkbox"/> AO2- Read case studies in Google classroom and complete tasks that are set around using news articles. <input type="checkbox"/> AO2- Ensure you are reading business press and stories to help keep update with the latest financial news - <a href="https://www.bbc.co.uk/news/business">https://www.bbc.co.uk/news/business</a> <input type="checkbox"/> AO3- Develop analysis, writing and skills for longer answer questions by using practice questions and assessments ( <a href="#">link</a> ) - Work on evaluation skills and judgements that are based on the context of the exam.		1 hour 1 hour 30 mins p/w 2 hours 10 mins Per day 3 hours
<b>Additional useful revision websites</b>	Tutor2u <a href="https://www.bbc.co.uk/bitesize/examspecs/zvwb382">https://www.bbc.co.uk/bitesize/examspecs/zvwb382</a> <a href="https://www.youtube.com/watch?v=kyXySrl4LWM">https://www.youtube.com/watch?v=kyXySrl4LWM</a> <a href="https://www.youtube.com/watch?v=KT-VM8kYUj4">https://www.youtube.com/watch?v=KT-VM8kYUj4</a>	
<b>Recommended revision guides</b>	<input type="checkbox"/> <a href="https://www.amazon.co.uk/New-GCSE-Business-Revision-Guide/dp/1782946896">https://www.amazon.co.uk/New-GCSE-Business-Revision-Guide/dp/1782946896</a> <input type="checkbox"/> <a href="https://www.amazon.co.uk/GCSE-Business-Exam-Practice-Workbook/dp/1782946926/ref=pd_lpo_sccl_2/260-6562578-5346905?pd_rd_w=Oj3os&amp;content-id=amzn1.sym.efc89c20-c5a9-4620-b6cd-2f4e51bac956&amp;pf_rd_p=efc89c20-c5a9-4620-b6cd-2f4e51bac956&amp;pf_rd_r=V7VYWK3K8TVRZ9FGHZSF&amp;pd_rd_wg=EJkQc&amp;pd_rd_r=9f74205d-afe6-4953-a4fe-460bbb12b23b&amp;pd_rd_i=1782946926&amp;psc=1">https://www.amazon.co.uk/GCSE-Business-Exam-Practice-Workbook/dp/1782946926/ref=pd_lpo_sccl_2/260-6562578-5346905?pd_rd_w=Oj3os&amp;content-id=amzn1.sym.efc89c20-c5a9-4620-b6cd-2f4e51bac956&amp;pf_rd_p=efc89c20-c5a9-4620-b6cd-2f4e51bac956&amp;pf_rd_r=V7VYWK3K8TVRZ9FGHZSF&amp;pd_rd_wg=EJkQc&amp;pd_rd_r=9f74205d-afe6-4953-a4fe-460bbb12b23b&amp;pd_rd_i=1782946926&amp;psc=1</a>	
<b>Links or QR codes to specification and/or revision checklists</b>	Specification: <a href="https://www.aqa.org.uk/subjects/business/gcse/business-8132/specification-at-a-glance">https://www.aqa.org.uk/subjects/business/gcse/business-8132/specification-at-a-glance</a> Past Papers <a href="https://www.aqa.org.uk/subjects/business/gcse/business-8132/assessment-resources">https://www.aqa.org.uk/subjects/business/gcse/business-8132/assessment-resources</a> Key dates: <a href="https://www.aqa.org.uk/subjects/business/gcse/business-8132/key-dates">https://www.aqa.org.uk/subjects/business/gcse/business-8132/key-dates</a> Key Vocabulary for exam	

<https://www.aqa.org.uk/resources/business/gcse/business/teach/subject-specific-vocabulary>

Exam Command words

<https://www.aqa.org.uk/resources/business/gcse/business/teach/command-words>

<b>Subject</b>	Cambridge Nationals Enterprise and Marketing	
<b>Class codes</b>	11C/EM, 11D/EM	
<b>Mock exam content</b>	OCR Level 1/Level 2 Cambridge Nationals in Enterprise and Marketing R067/01 Enterprise and marketing concepts	
<b>Tasks to complete</b>		
Complete RO69 Task 1 and Task 2 Task 1-	<input type="checkbox"/> Outline your product design form RO68 <input type="checkbox"/> Research competitors and complete SWOT analysis (on at least 2) <input type="checkbox"/> Complete PESTEL analysis on the rucksack / bag industry <input type="checkbox"/> Outline your SWOT of your product and design <input type="checkbox"/> Create 3 logos for your brand - pick the best and justify (link to your target audience) <input type="checkbox"/> Create 3 branding methods <input type="checkbox"/> Justify the chances of success Task 2- <input type="checkbox"/> Outline and explain your marketing objectives <input type="checkbox"/> Create a few Key performance indicators for your promotional campaign <input type="checkbox"/> Create 3 promotional methods <input type="checkbox"/> Produce a timeline and justify reasons Task 3- <input type="checkbox"/> Create a presentation for a professional pitch based on the work completed in RO68 and task 1 and 2.	
Additional useful revision websites	<input type="checkbox"/> <a href="https://quizlet.com/gb/459587721/cambridge-nationals-enterprise-and-marketing-lo6-revision-flash-cards/">https://quizlet.com/gb/459587721/cambridge-nationals-enterprise-and-marketing-lo6-revision-flash-cards/</a> <input type="checkbox"/> <a href="https://www.youtube.com/playlist?list=PL27vaenVnLtYSNf-RKwKzCJtLV3O3CiOP">https://www.youtube.com/playlist?list=PL27vaenVnLtYSNf-RKwKzCJtLV3O3CiOP</a>	
<b>Recommended revision guides</b>	<input type="checkbox"/> <a href="https://ocr.org.uk/qualifications/cambridge-nationals/enterprise-and-marketing-level-1-2-j837/textbooks/">https://ocr.org.uk/qualifications/cambridge-nationals/enterprise-and-marketing-level-1-2-j837/textbooks/</a> <input type="checkbox"/> <a href="https://www.amazon.co.uk/Cambridge-National-Enterprise-Marketing-Revision/dp/100910649X">https://www.amazon.co.uk/Cambridge-National-Enterprise-Marketing-Revision/dp/100910649X</a> <input type="checkbox"/> <a href="https://www.amazon.co.uk/Cambridge-Nationals-Level-Enterprise-Marketing/dp/1910523488/ref=pd_bxgy_img_d_scl_1/260-6562578-5346905?pd_rd_w=XkK9q&amp;content-id=amzn1.sym.40f919ed-e530-4b1a-8d7e-39de6587208d&amp;pf_rd_p=40f919ed-e530-4b1a-8d7e-39de6587208d&amp;pf_rd_r=Z8QSFEQQJ5ZAVWFG46SZ&amp;pd_rd_wg=Rx4hZ&amp;pd_rd_r=146e24eb-f21b-46bc-8557-a448f5a107a4&amp;pd_rd_i=1910523488&amp;psc=1">https://www.amazon.co.uk/Cambridge-Nationals-Level-Enterprise-Marketing/dp/1910523488/ref=pd_bxgy_img_d_scl_1/260-6562578-5346905?pd_rd_w=XkK9q&amp;content-id=amzn1.sym.40f919ed-e530-4b1a-8d7e-39de6587208d&amp;pf_rd_p=40f919ed-e530-4b1a-8d7e-39de6587208d&amp;pf_rd_r=Z8QSFEQQJ5ZAVWFG46SZ&amp;pd_rd_wg=Rx4hZ&amp;pd_rd_r=146e24eb-f21b-46bc-8557-a448f5a107a4&amp;pd_rd_i=1910523488&amp;psc=1</a>	

<p>Links or QR codes to specification and/or revision checklists</p>	<p>Specification: <a href="https://ocr.org.uk/qualifications/cambridge-nationals/enterprise-and-marketing-level-1-2-j837/specification-at-a-glance/">https://ocr.org.uk/qualifications/cambridge-nationals/enterprise-and-marketing-level-1-2-j837/specification-at-a-glance/</a></p> <p>Assessment materials and answers <a href="https://ocr.org.uk/qualifications/cambridge-nationals/enterprise-and-marketing-level-1-2-j837/assessment/">https://ocr.org.uk/qualifications/cambridge-nationals/enterprise-and-marketing-level-1-2-j837/assessment/</a></p> <p>Key Dates: <a href="https://support.ocr.org.uk/hc/en-gb/articles/360019833800-Cambridge-National-in-Enterprise-and-Marketing-2022-What-are-the-key-dates-we-need-to-know">https://support.ocr.org.uk/hc/en-gb/articles/360019833800-Cambridge-National-in-Enterprise-and-Marketing-2022-What-are-the-key-dates-we-need-to-know</a></p> <p>=</p>
--	--